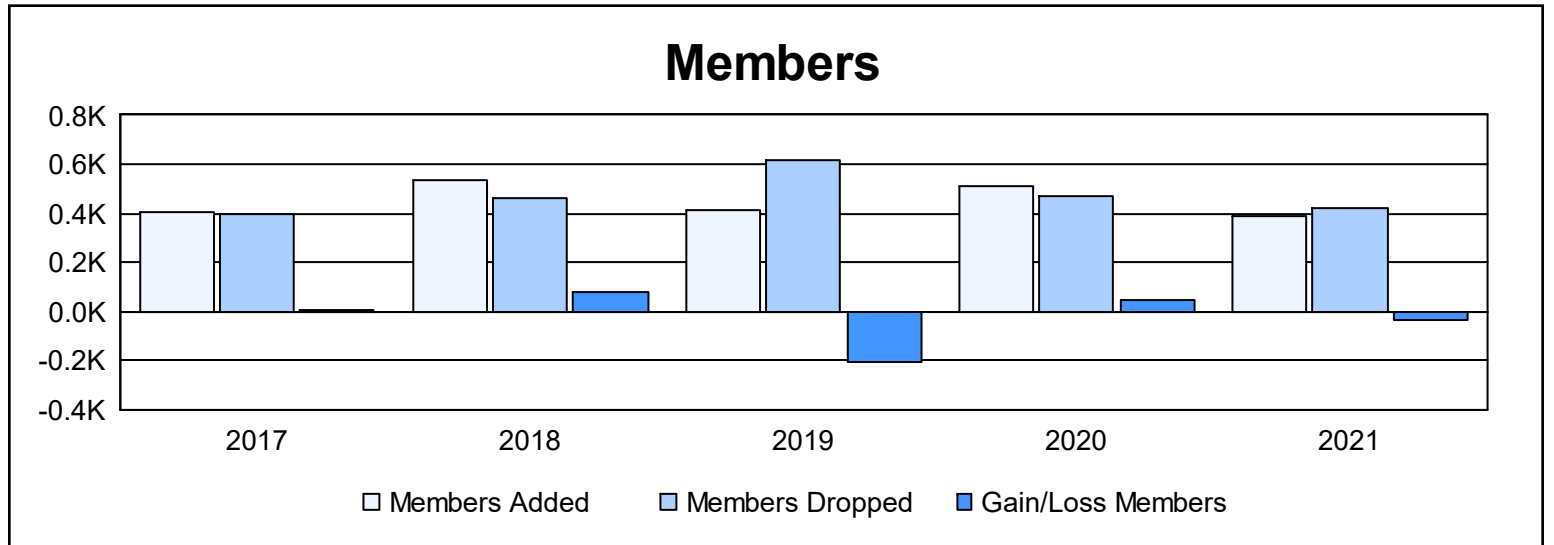
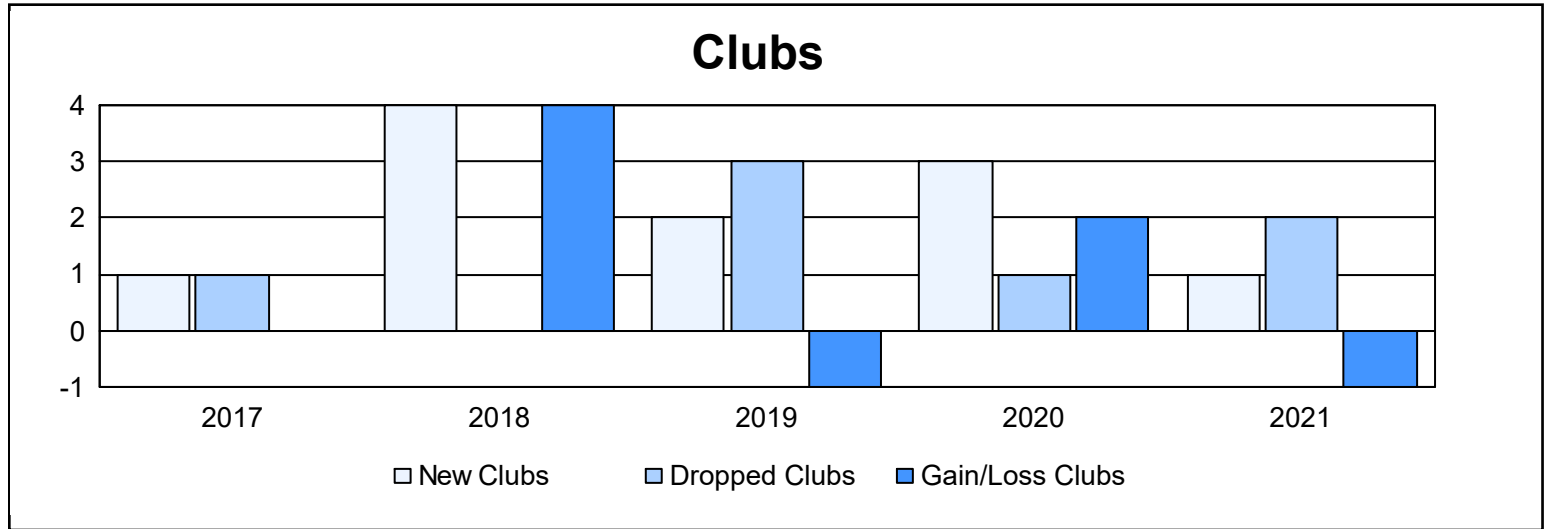
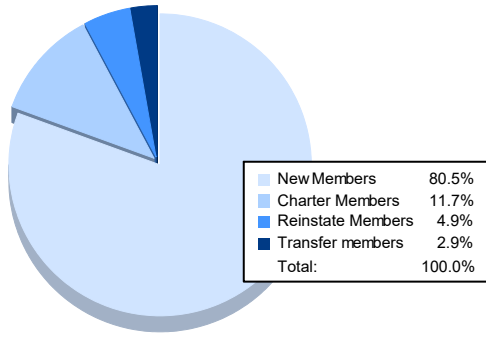


| Year | New Clubs | Dropped Clubs | Gain/ Loss Clubs | New Members | Charter Members | Reinstate Members | Transfer Members | Total Member Added | Total Members Dropped | Gain/ Loss Members |
|----------------|-----------|---------------|------------------|-------------|-----------------|-------------------|------------------|--------------------|-----------------------|--------------------|
| 2016-2017 | 1 | 1 | 0 | 317 | 38 | 22 | 28 | 405 | 397 | 8 |
| 2017-2018 | 4 | 0 | 4 | 365 | 140 | 10 | 19 | 534 | 458 | 76 |
| 2018-2019 | 2 | 3 | -1 | 292 | 67 | 33 | 19 | 411 | 613 | -202 |
| 2019-2020 | 3 | 1 | 2 | 343 | 110 | 47 | 14 | 514 | 466 | 48 |
| 2020-2021 | 1 | 2 | -1 | 310 | 45 | 19 | 11 | 385 | 423 | -38 |
| Average | 2 | 1 | 1 | 325 | 80 | 26 | 18 | 450 | 471 | -22 |



Membership Composition June 2021 Cumulative



Gender Composition June 2021 Cumulative

